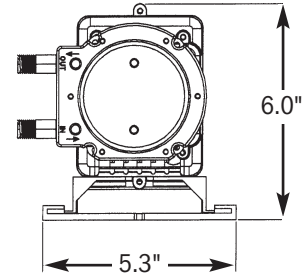
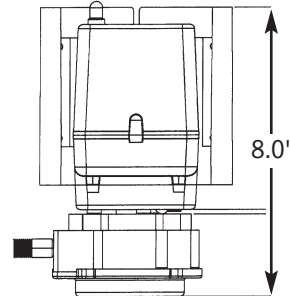





CLASSIC - SINGLE HEAD FIXED SPECIFICATIONS

STENNER PUMPS



SHIPPING WEIGHT 8 lbs (3.6 kg)



THIS PUMP IS TESTED AND CERTIFIED BY WQA ACCORDING TO NSF/ANSI 61 FOR CONTACT WITH SODIUM HYPOCHLORITE AND WATER ONLY AND NSF/ANSI 372.



CONFORMS TO STD. NSF-50

CIRCULATION SYSTEM COMPONENTS FOR SWIMMING POOLS, SPAS, OR HOT TUBS
USE ONLY WITH NSF/ANSI 50 LISTED CONTROLLERS

Agency listings vary by model. Contact factory for details.

FEATURES

- 3-point roller design assists in anti-siphon protection
- Pump head requires no valves, allows for easy maintenance
- Self-priming against maximum working pressure, foot valve not required
- Pump does not lose prime or vapor lock
- Pumps off-gassing solutions and can run dry
- Output volume is not affected by back pressure
- Injection check valve included with models rated up to 100 psi (6.9 bar)
- Easy to change pump tube; lubrication is not required
- Pump tubes and pump heads interchange between models
- Models (Santoprene® only) tested by Water Quality Association to conform to ANSI/NSF STD 61
- Fixed output models (Santoprene® only) tested by ETL to conform to ANSI/NSF STD 50 only when used with ANSI/NSF STD 50 listed controllers



STENNER PUMP COMPANY

Jacksonville, Florida USA

www.stenner.com

© Stenner Pump Company All Rights Reserved

CLASSIC - SINGLE HEAD FIXED SPECIFICATIONS

STENNER PUMPS

OUTPUT CONTROL

Fixed output

MAXIMUM WORKING PRESSURE

100 psi (6.9 bar) 45MPHP2, 45MPHP10, 45MPHP22, 85MPHP5, 85MPHP17, 85MPHP40

25 psi (1.7 bar) 45MP1, 45MP2, 45MP3, 45MP4, 45MP5, 85MP1, 85MP2, 85MP3, 85MP4, 85MP5

MAXIMUM OPERATING TEMPERATURE

125° F (52° C)

MAXIMUM SUCTION LIFT

25 ft (7.6 m) vertical lift, based on water

MOTOR TYPE

1/30 HP, shaded pole, class B

APPROXIMATE GEAR MOTOR RPM 26

DUTY CYCLE Continuous

MOTOR VOLTAGE (AMP DRAW)

120V 60Hz 1PH (1.7)
220V 60Hz 1PH (0.9)
230V 50Hz 1PH (0.9) *International*
250V 50Hz 1PH (0.9) *International*

POWER CORD TYPE SJTOW

POWER CORD PLUG END

120V 60Hz NEMA 5/15
220V 60Hz NEMA 6/15
230V 50Hz CEE 7/VII
250V 50Hz CEE 7/VII

MATERIALS OF CONSTRUCTION

All Housings Polycarbonate

Pump Tube & Check Valve Duckbill

Santoprene[®], optional Tygothane[™] #1, #2, #5 tubes, FDA approved

CV Duckbill with Tygothane[™] Tube Pellathane[®]*

Pump Head Rollers HDPE

Roller Bushings Oil impregnated sintered bronze

Suction/Discharge Tubing, Ferrules 1/4" & 6 mm Polyethylene, FDA approved

Tube Fittings

Gray: Type 1 Rigid PVC, NSF listed
Black: PP, NSF listed

Check Valve Fittings

Type 1 Rigid PVC, NSF listed

Connecting Nuts PP or Type 1 Rigid PVC

Suction Line Strainer PP or Type 1 Rigid PVC body with Type 1 Rigid PVC cap, NSF listed; ceramic weight

All Fasteners Stainless steel

Pump Head Latches Polypropylene

ACCESSORY KIT SHIPPED WITH EACH PUMP

3 connecting nuts 1/4" or 3/8"

3 ferrules 1/4" or 6 mm *Europe*

OR 2 ferrules 3/8"

1 injection check valve 100 psi (6.9 bar)

OR 1 injection fitting 25 psi (1.7 bar)

1 weighted suction line strainer

1/4", 3/8" or 6 mm *Europe*

1 20' roll suction/discharge tubing

1/4" or 3/8", white or UV black

OR 6 mm white *Europe*

1 additional pump tube

2 additional latches

1 mounting bracket

1 manual

* Santoprene[®] is a registered trademark of Exxon Mobil Corporation.

** Tygothane[™] is a registered trademark of Saint-Gobain Performance Plastics.

† Pellathane[®] is a registered trademark of The Dow Company.

45 Series - Fixed Output Pump

Single Head Model	Maximum Pressure	Pump Tube Number	Approximate Output @ 60Hz						Approximate Output @ 50Hz		
			Gallons per Day	Liters per Day	Gallons per Hour	Liters per Hour	Ounces per Minute	Milliliters per Minute	Liters per Day	Liters per Hour	Milliliters per Minute
45MPHP2' 45MP1	100 psi (6.9 bar) 25 psi (1.7 bar)	#1 #1	3.0	11.4	0.13	0.48	0.27	7.92	9.1	0.38	6.32
45MPHP10' 45MP2	100 psi (6.9 bar) 25 psi (1.7 bar)	#2 #2	10.0	37.9	0.42	1.58	0.89	26.32	30.3	1.26	21.04
45MPHP22' 45MP3	100 psi (6.9 bar) 25 psi (1.7 bar)	#7 #3	22.0	83.3	0.92	3.47	1.96	57.85	66.6	2.78	46.25
45MP4	25 psi (1.7 bar)	#4	35.0	132.5	1.46	5.52	3.11	92.01	106.0	4.42	73.61
45MP5	25 psi (1.7 bar)	#5	50.0	189.3	2.08	7.89	4.44	131.43	151.4	6.31	105.14

85 Series - Fixed Output Pump

Single Head Model	Maximum Pressure	Pump Tube Number	Approximate Outputs @ 60Hz						Approximate Outputs @ 50Hz		
			Gallons per Day	Liters per Day	Gallons per Hour	Liters per Hour	Ounces per Minute	Milliliters per Minute	Liters per Day	Liters per Hour	Milliliters per Minute
85MPHP5' 85MP1	100 psi (6.9 bar) 25 psi (1.7 bar)	#1 #1	5.0	18.9	0.21	0.79	0.44	13.13	15.1	0.63	10.49
85MPHP17' 85MP2	100 psi (6.9 bar) 25 psi (1.7 bar)	#2 #2	17.0	64.4	0.71	2.68	1.51	44.65	51.5	2.15	35.76
85MPHP40' 85MP3	100 psi (6.9 bar) 25 psi (1.7 bar)	#7 #3	40.0	151.4	1.67	6.31	3.55	105.14	121.1	5.05	84.10
85MP4	25 psi (1.7 bar)	#4	60.0	227.1	2.50	9.46	5.33	157.71	181.7	7.57	126.18
85MP5	25 psi (1.7 bar)	#5	85.0	321.8	3.54	13.40	7.55	223.40	257.4	10.73	178.75

*Injection check valve included with pumps rated 26-100 psi (1.8-6.9 bar).

NOTICE: The information within this chart is solely intended for use as a guide. The output data is an approximation based on pumping water under a controlled testing environment. Many variables can affect the output of the pump. Stenner Pump Company recommends that all metering pumps undergo field calibration by means of analytical testing to confirm their outputs. The information contained in this flyer is not intended for specific application purposes. Stenner Pump Company reserves the right to make changes to prices, products, and specifications at any time without prior notice.